




FILM CLIP
ANALYSIS




*KEY SCENES FROM
THE SHAWSHANK
REDEMPTION*

INSTRUCTIONS



In partners you will be assigned a key scene from The Shawshank Redemption to analyze and explain. You need to watch the scene several times, take detailed notes, and be prepared to present your findings back to the class. You have a limited time to do this, so make every second count.


“Fear can hold you prisoner. Hope can set you free.”

FILM CLIP	CHARACTER	THEME	SYMBOL	FILM TECHNIQUE
1. Andy's Cross Examination 				
2. Andy's Sentencing 				
3. On the Rooftop 				

FILM CLIP	CHARACTER	THEME	SYMBOL	FILM TECHNIQUE
4. Brooks and Jake 				
5. Brooks' Release 				
6. Andy Plays Music 				

FILM CLIP	CHARACTER	THEME	SYMBOL	FILM TECHNIQUE
7. Hope 				
8. Tommy Williams' Arrival 				
9. The Warden and Tommy 				

FILM CLIP	CHARACTER	THEME	SYMBOL	FILM TECHNIQUE
10. Zihuatanejo 				
11. Andy's Escape 				
12. Postcard 				

FILM CLIP	CHARACTER	THEME	SYMBOL	FILM TECHNIQUE
13. Reunion 				

THE SHAWSHANK REDEMPTION

THEME AND THEME STATEMENTS